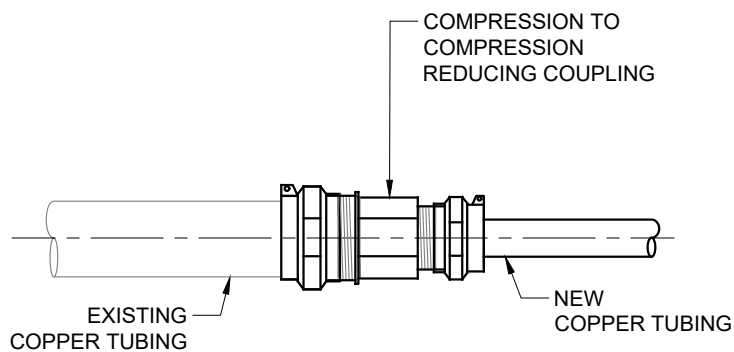
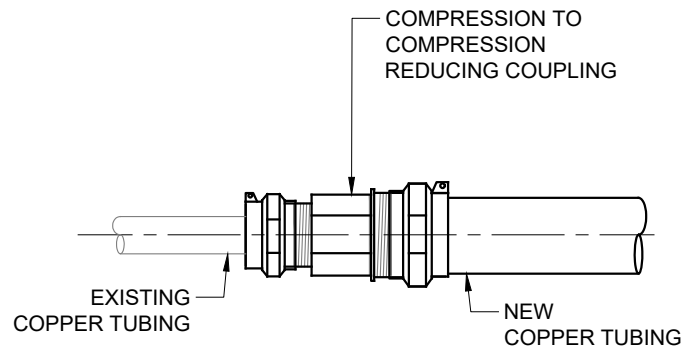


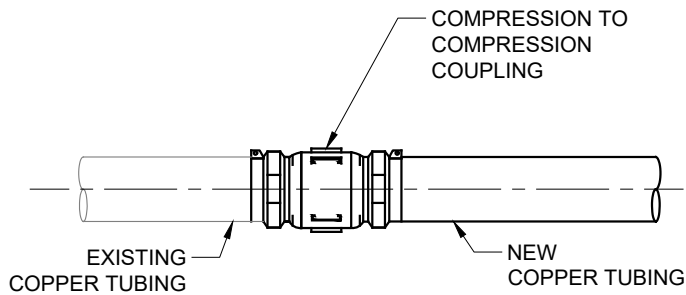
ELEVATION



DETAIL - B



DETAIL - C



DETAIL - A

CONNECTION SCHEDULE		
EXISTING COPPER TUBING (INCHES)	NEW COPPER TUBING (INCHES)	SEE DETAIL
3/4	1	C
1	1	A
1 1/4	1	B
1 1/2	2	C
2	2	A

SERVICE SYMBOL DESIGNATION

SERVICE RECONNECTIONS:



NOTES:

1. UNLESS OTHERWISE NOTED, ALL CONNECTIONS TO COPPER TUBING SHALL BE "COMPRESSION" TYPE.
2. NO JOINTS ARE ALLOWED IN SERVICE LATERAL SECTIONS INSERTED THROUGH BORED HOLE, UNLESS APPROVED BY LBUD ENGINEERING THROUGH VISUAL INSPECTION OR ACCEPTABLE LEAK TESTING.
3. SERVICE TAP SHALL BE IN-LINE WITH METER BOX UNLESS APPROVED BY LBUD ENGINEERING.
4. AFTER INSTALLATION OF SERVICE TAP, WRAP CONNECTION FULLY WITH POLYWRAP AND TAPE.

SERVICE RECONNECTIONS

WDS - 004



APPROVED

Robert J. [Signature]

DIRECTOR OF ENGINEERING / CHIEF ENGINEER

DATE: 02-2020

SCALE: N.T.S.

SHEET 1 OF 1